

# Modelling Rayleigh Scattering Loss in Arbitrary Profile Fibers

A. Maity<sup>1</sup> & P. R. Watekar<sup>1</sup>

1. Center of Excellence, Sterlite Technologies Limited, MIDC Waluj, Aurangabad, Maharashtra, India



**INTRODUCTION:** Rayleigh scattering loss (RSL) is the major contributor (~80%) to fiber attenuation. RSL arises from random microscopic inhomogeneities which is directly related to dopant concentration in the host glass. Till date, RSL model for step-index fibers are reported [1,2], which is not adequate for arbitrary profile fibers. Here we present RSL model for arbitrary profile fiber with graded-index fiber as example.

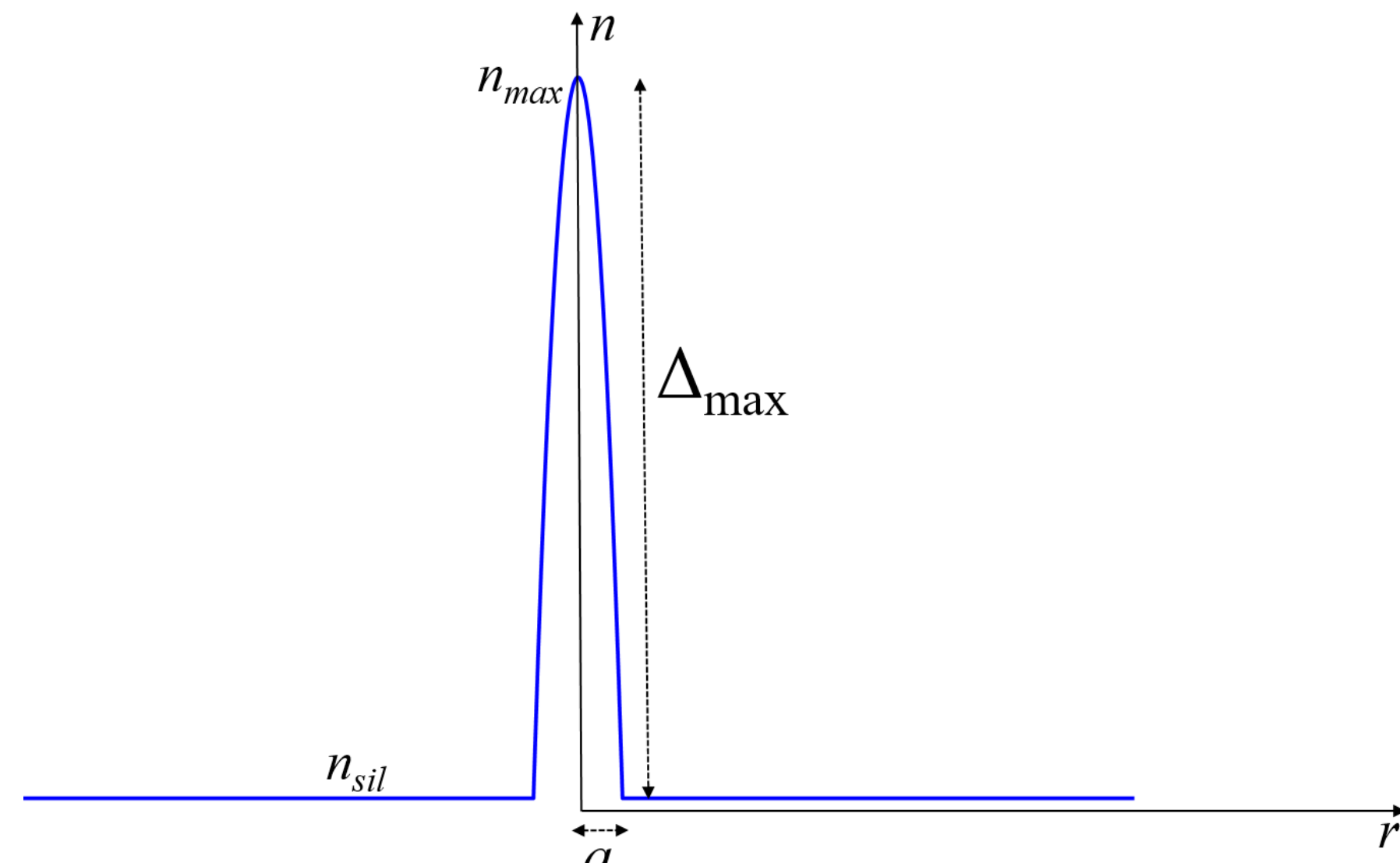


Figure 1. Graded index fiber profile  $n(r)$

**COMPUTATIONAL METHODS:** RSL is inversely proportional to  $\lambda^4$ , where  $\lambda$  is the light wavelength. Also RSL is directly proportional to light power  $P(r)$  and Rayleigh scattering coefficient (RSC)  $A(r)$  [1]. Hereby, RSL in the fibre core is given as,

$$\alpha_R = \frac{1}{\lambda^4} \int_0^a A(r)P(r)rdr / \int_0^a P(r)rdr$$

RSC of  $\text{GeO}_2$ -doped silica glass is given by [2],

$$A(r) = A_0(1 + 44|\Delta(r)|)$$

where,  $A_0 = 0.8 \text{ dB/km}\cdot\mu\text{m}^4$  is the RSC of pure silica glass and  $\Delta$  is the relative refractive index given as,

$$\Delta(r) = (n(r)^2 - n_{sil}^2)/(2n(r)^2)$$

where, the refractive index profile of a graded-index fiber is given by,

$$n(r) = n_{max} \sqrt{1 - \Delta_{max} \left(\frac{r}{a}\right)^\alpha}$$

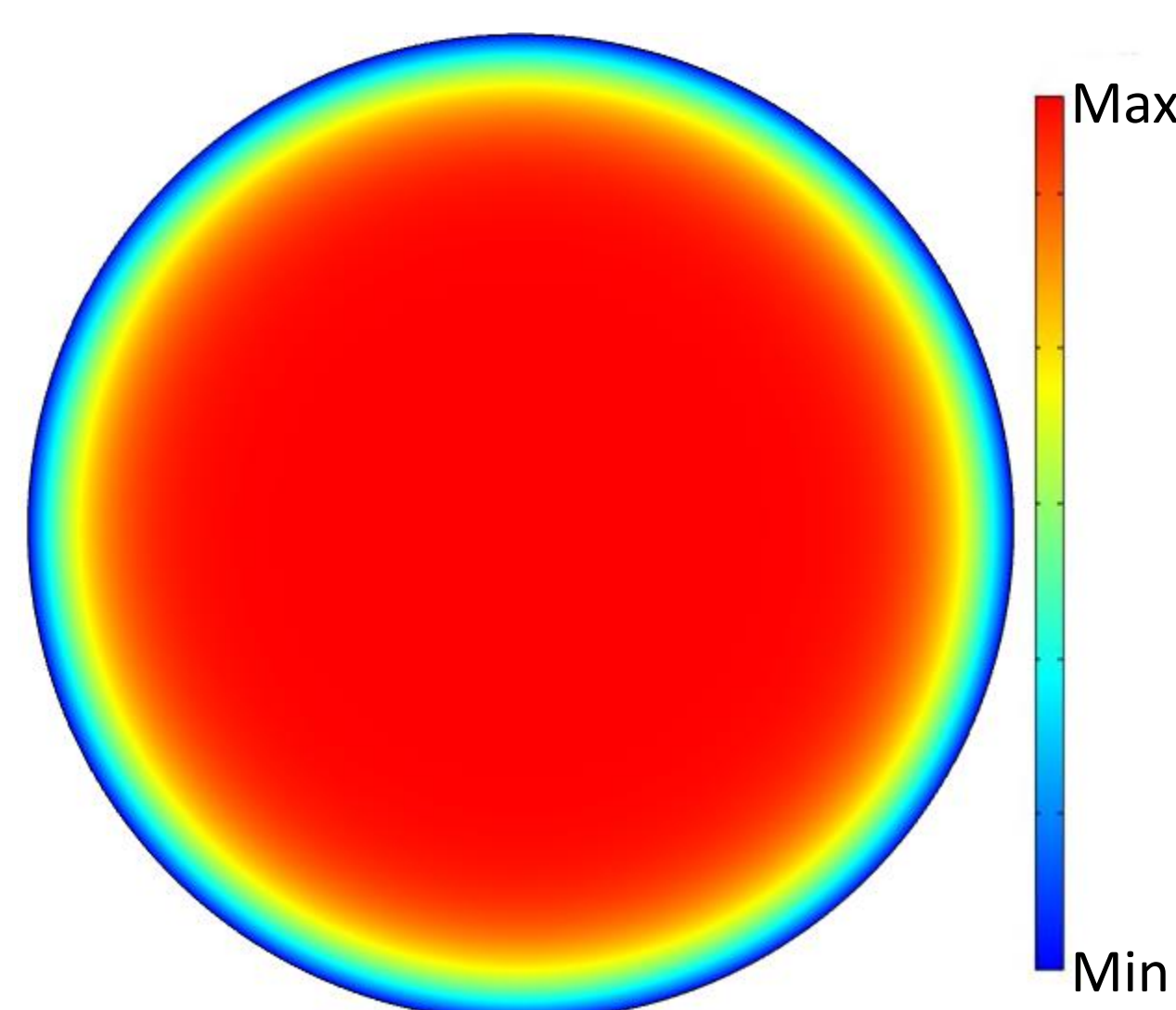


Figure 2. Surface plot of RSC  $A(r)$  in the fiber core with the refractive index profile shown in Figure 1

After defining the refractive index profile and hence, the RSC, we solve the wave equations using COMSOL Multiphysics® Wave Optics module. This gives us the light power profile  $P(r)$ .

**RESULTS:** Figure 3 shows the variation in RSL as a function of grading parameter  $\alpha$  for different values of  $\Delta_{max}$ , keeping  $a = 4 \mu\text{m}$ . The figure shows that as  $\text{GeO}_2$  concentration increases (which can be through two ways: increase  $\alpha$  and/or increase  $\Delta_{max}$ ), the RSL increases which supports the fact that increasing dopant concentration increases the number of scattering centers resulting in larger scatterings. Similarly follows the explanations for figure 4 and 5.

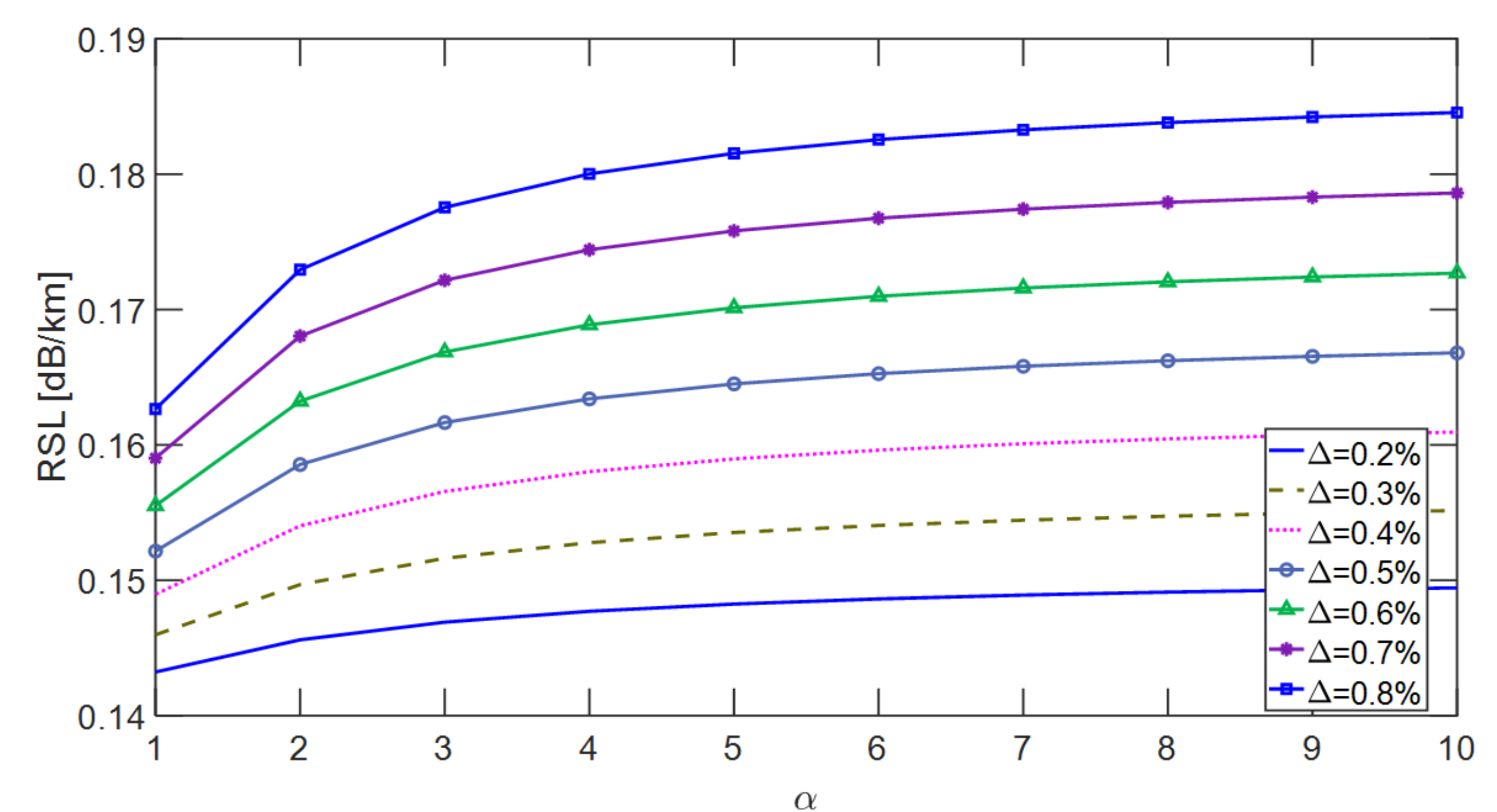


Figure 3. RSL in a graded-index fiber as a function of  $\alpha$  for different values of  $\Delta_{max}$

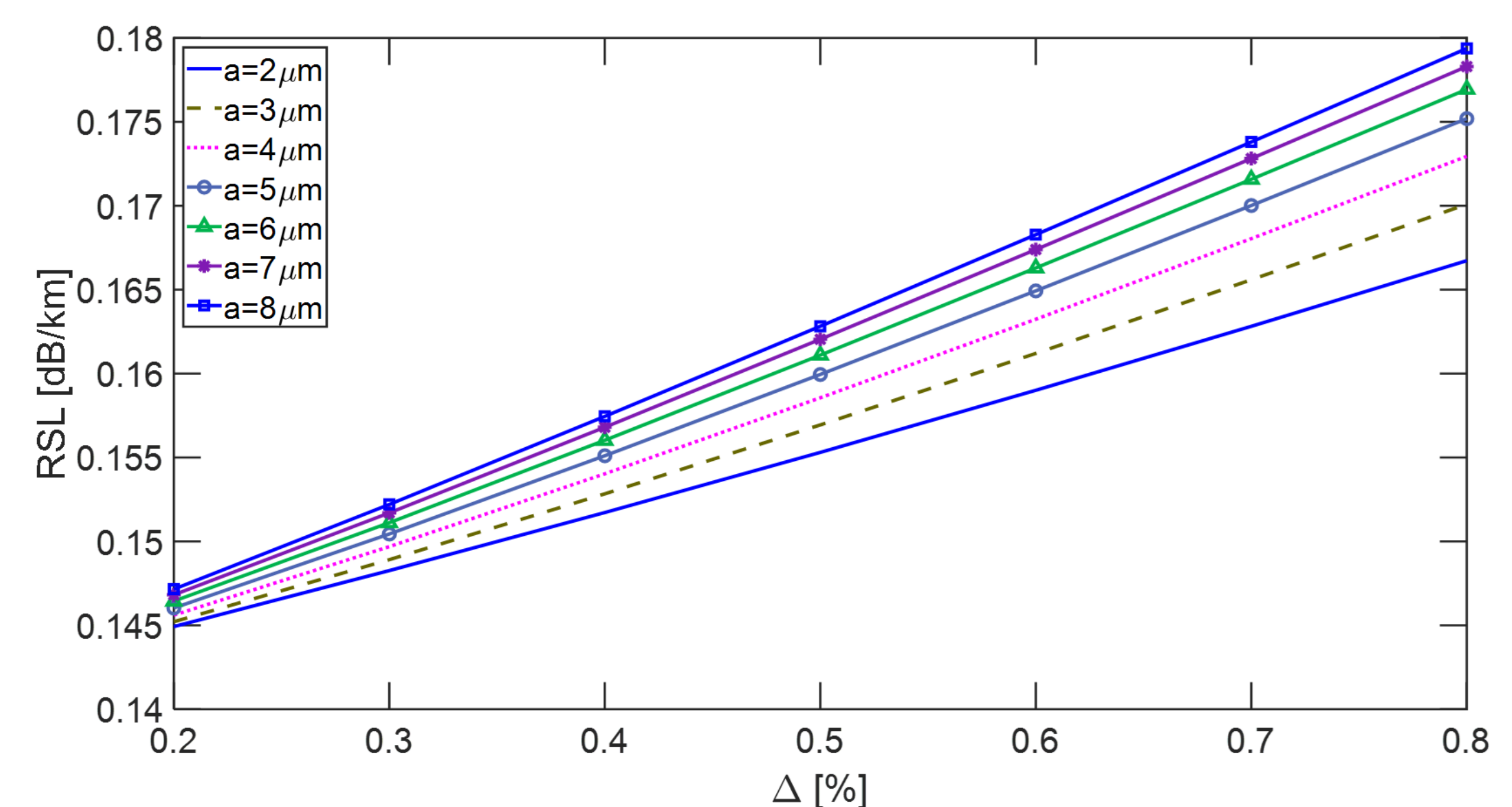


Figure 4. RSL in a graded-index fiber as a function of  $\Delta$  for different values of core radius

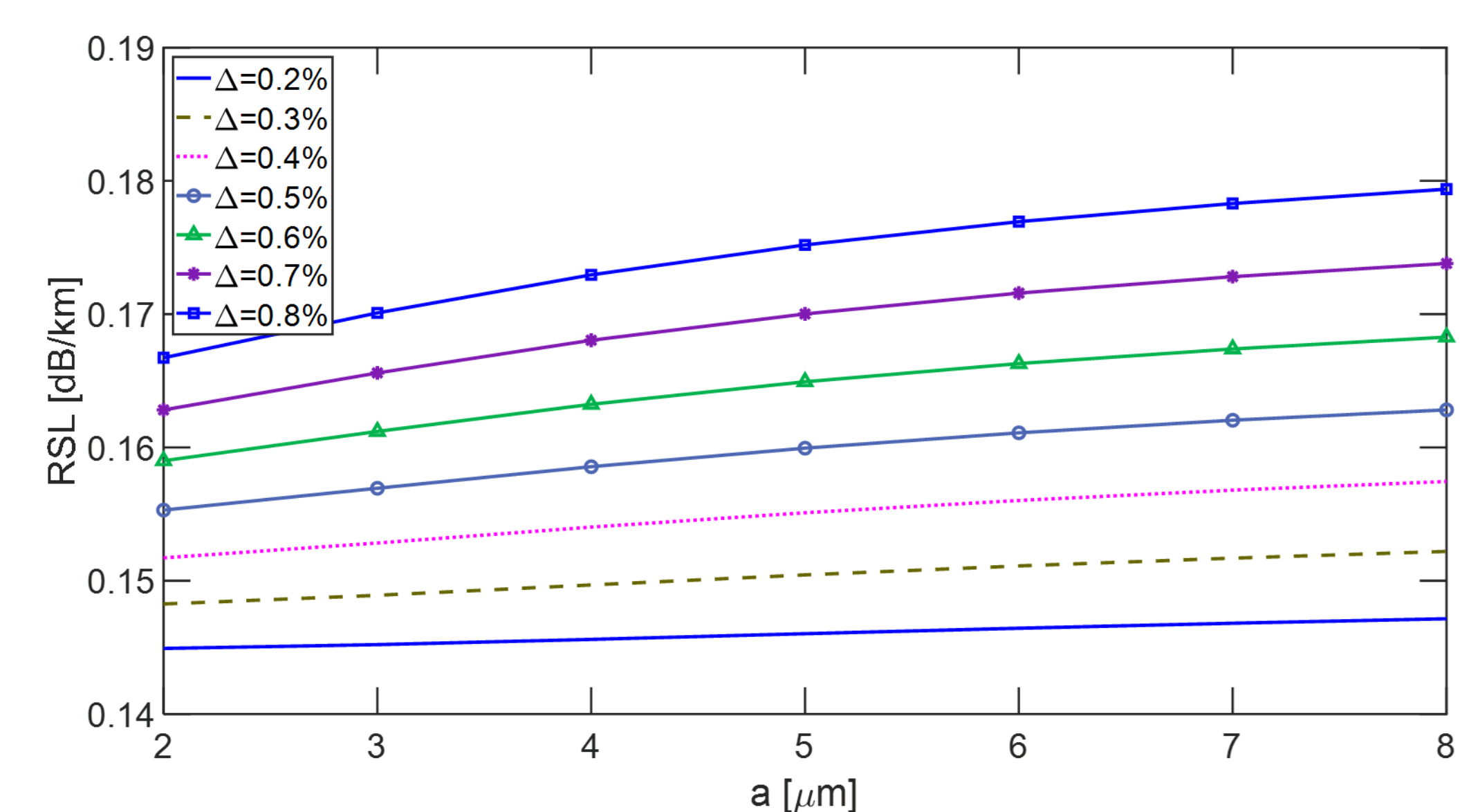


Figure 5. RSL in a graded-index fiber as a function of core radius for different values of  $\Delta$

**CONCLUSIONS:** In this work, we have presented a COMSOL Multiphysics® model to calculate RSL of arbitrary profile fiber which can be useful in predicting fiber attenuation from a designer's perspective.

## REFERENCES:

1. M. Ohashi *et al.*, "Optical loss property of silica-based single-mode fibers," *J. Lightw. Technol.*, 10, pp. 539 – 543 (1992)
2. W. Zhi *et al.*, "Loss properties due to Rayleigh scattering in different types of fiber," *Opt. Exp.*, 11, pp. 39 – 47 (2003)